



SAES2020 Online Audience's Manual Vol.1 on Zoom/Eventhub System

Contact: saes@jimu.kyutech.ac.jp



SAES2020



○ Sessions (Ceremony, Plenary, Oral presentations)

- View live streaming online
- Post questions online using “Slido” chat system

○ Poster Page

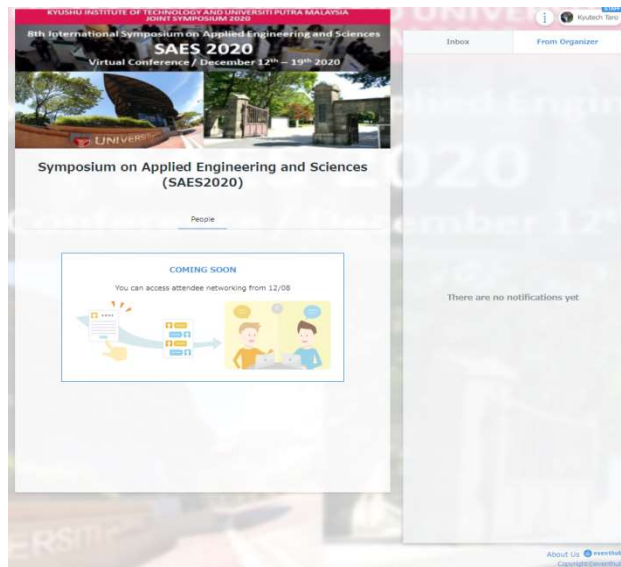
- Research introduction page by presenters

○ Networking among participants

- Exchange messages among presenters and audiences
- With mutual consent among participants, you can set up a web meeting through chat system “Whereby”

SAES2020 platform

- **EventHub**
- Online event platform used for SAES2020
- Login Address: <https://client.eventhub.jp/login/YSule5qvC/>

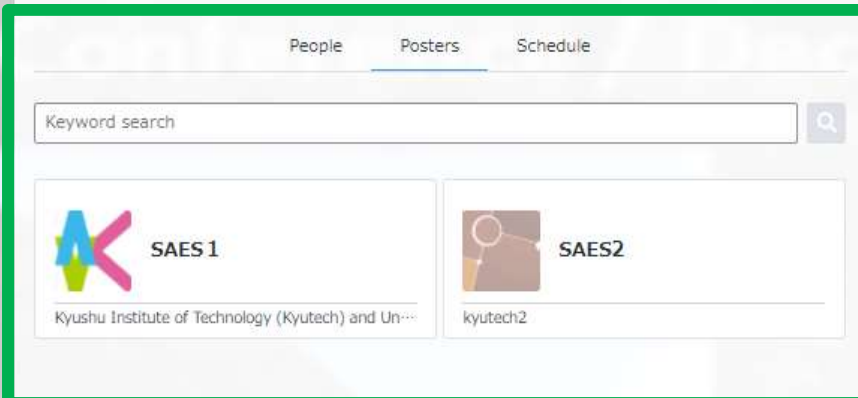


EventHub home screen

Session Screen



[test]Symposium on Applied Engineering and Sciences (SAES2020)



Poster pages list and search

Chat box




Sign-in

After creating your account, you can log in with your email address and password.
You can edit your profile when you created your account.

Set a password and log in.

Go to "Profile page" and edit it to make your own profile informative using the images / photos !



Symposium on Applied Engineering and Sciences (SAES2020)

Set password



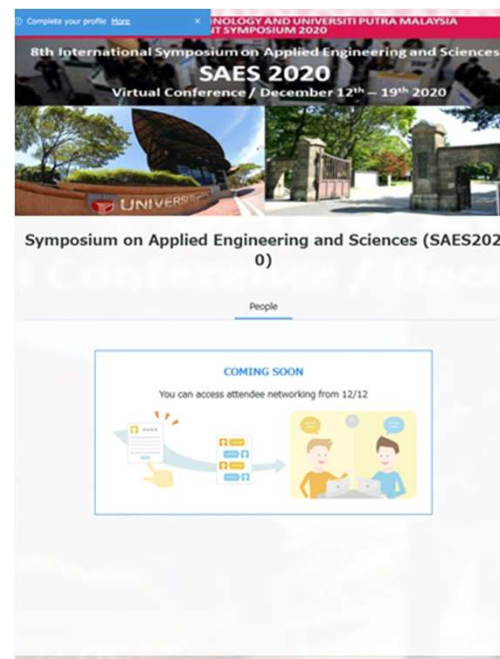
Please set password before logging in

Your email address
ken-kyoryoku@jmu.kyutech.ac.jp

Password
Type your password -

Confirm password
Confirm your password

Login



Kyutech Taro
SAES2
kyutech kyutech

Invite colleagues to start matching

PRIVATE PUBLIC

Tel 00000000

Web Site <https://www.kyutech.ac.jp/>

One-line Pitch unfilled

Profile unfilled

Edit

The email address is set as the ID.

To "Profile page"

Setting up of online meeting Schedule

[test]Symposium on Applied Engineering and Sciences (SAES2020)

People Posters **Schedule**

< 11/05 (Thu) 11/06 (Fri) 11/10 (Tue) 11/11 (Wed) 11/12 (Thu) 11/13 >

Session **Availability**

Select All ☐

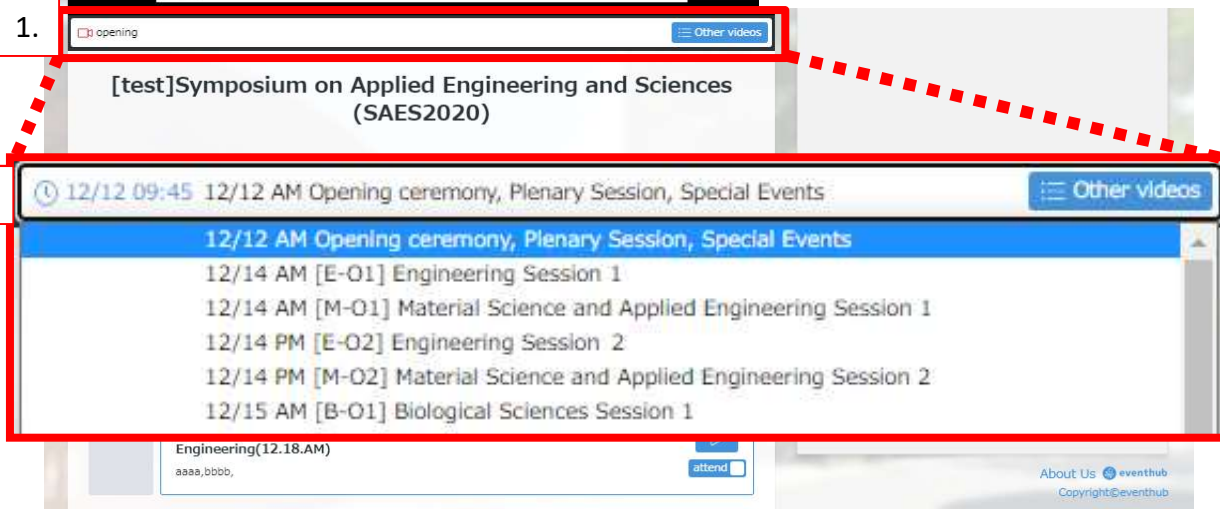
10AM~	10:00 - 10:25	<input type="checkbox"/>
	10:30 - 10:55	<input type="checkbox"/>
11AM~	11:00 - 11:25	<input type="checkbox"/>
	11:30 - 11:55	<input type="checkbox"/>
12PM~	12:00 - 12:25	<input type="checkbox"/>

Please select the schedule from “Availability”.
You may also receive the meeting appointments from other participants.
(The default setting are all selected.)

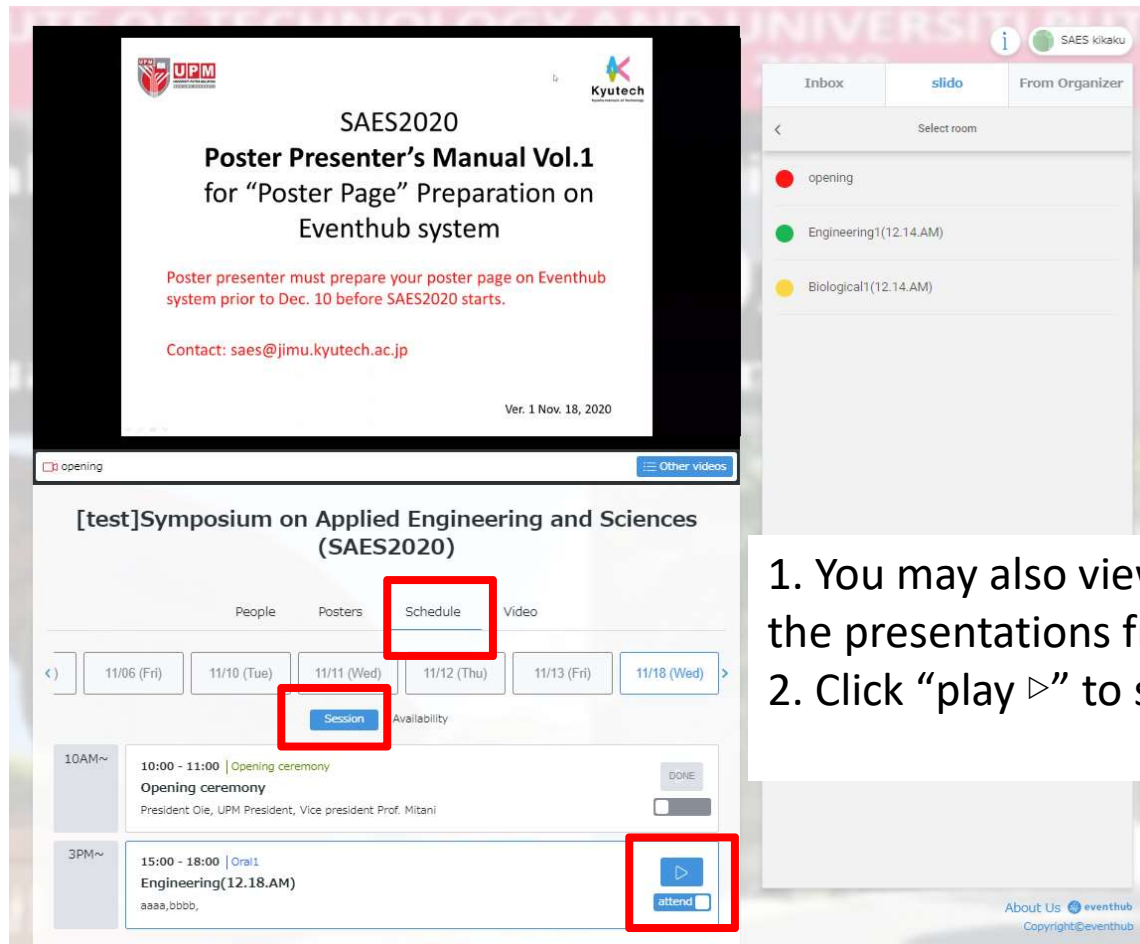
How to browse the sessions (Ceremony, Plenary, Oral Presentations)



1. Click "Other videos"
2. Select the presentation that you want to view by using pull-down function.
(※ You cannot view the presentation except for its session time)
3. The session that you selected will be displayed on the screen.



How to browse the sessions (Ceremony, Plenary, Oral Presentations)



The image shows a presentation slide and a web interface. The slide, titled "SAES2020 Poster Presenter's Manual Vol.1 for 'Poster Page' Preparation on Eventhub system", provides instructions for poster preparation and contact information. The web interface, titled "[test]Symposium on Applied Engineering and Sciences (SAES2020)", displays a schedule with tabs for People, Posters, Schedule, and Video. The Schedule tab is active, showing a timeline of events. A red box highlights the "Schedule" tab, and another red box highlights the "Session" button. A third red box highlights the "play" button and the "attend" checkbox for the "Engineering(12.18.AM)" session.

SAES2020
Poster Presenter's Manual Vol.1
for "Poster Page" Preparation on
Eventhub system

Poster presenter must prepare your poster page on Eventhub system prior to Dec. 10 before SAES2020 starts.

Contact: saes@jimu.kyutech.ac.jp

Ver. 1 Nov. 18, 2020

[test]Symposium on Applied Engineering and Sciences (SAES2020)

People Posters **Schedule** Video

11/06 (Fri) 11/10 (Tue) 11/11 (Wed) 11/12 (Thu) 11/13 (Fri) 11/18 (Wed)

Session Availability

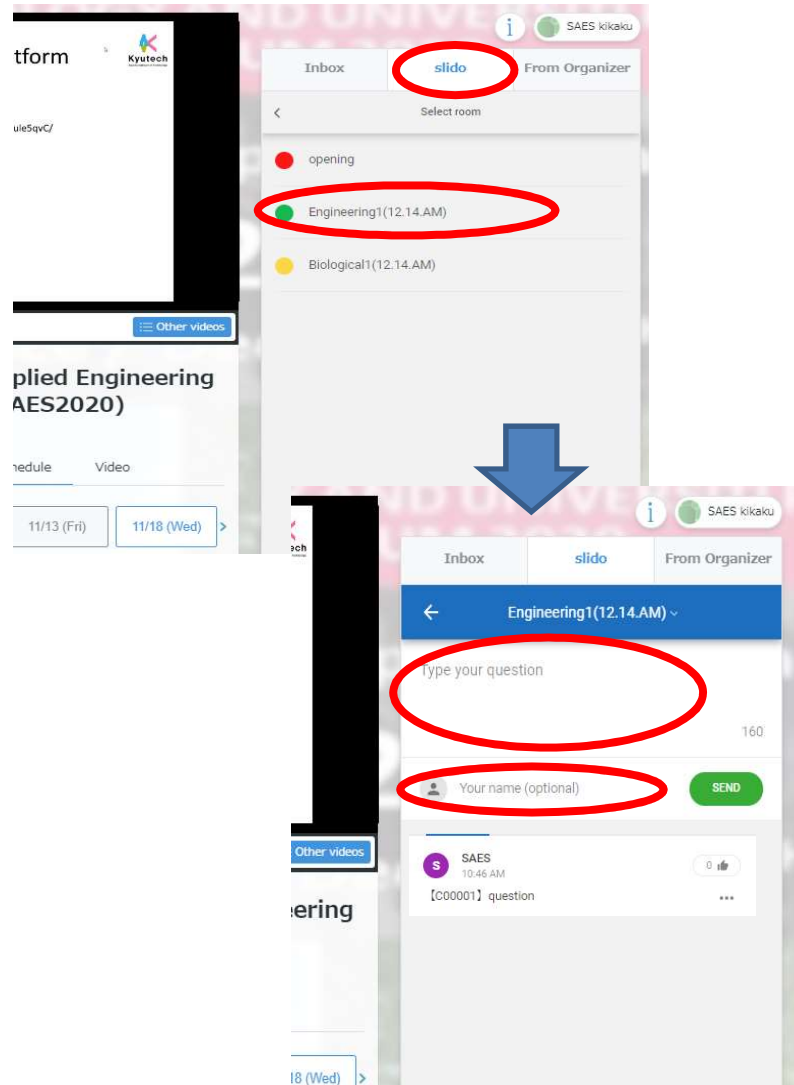
10AM~ 10:00 - 11:00 | Opening ceremony
Opening ceremony
President Oie, UPM President, Vice president Prof. Mitani

3PM~ 15:00 - 18:00 | Oral1
Engineering(12.18.AM)
aaaa,bbbb,

play attend

1. You may also view presentations by selecting the presentations from the list on the schedule.
2. Click "play ▷" to start.

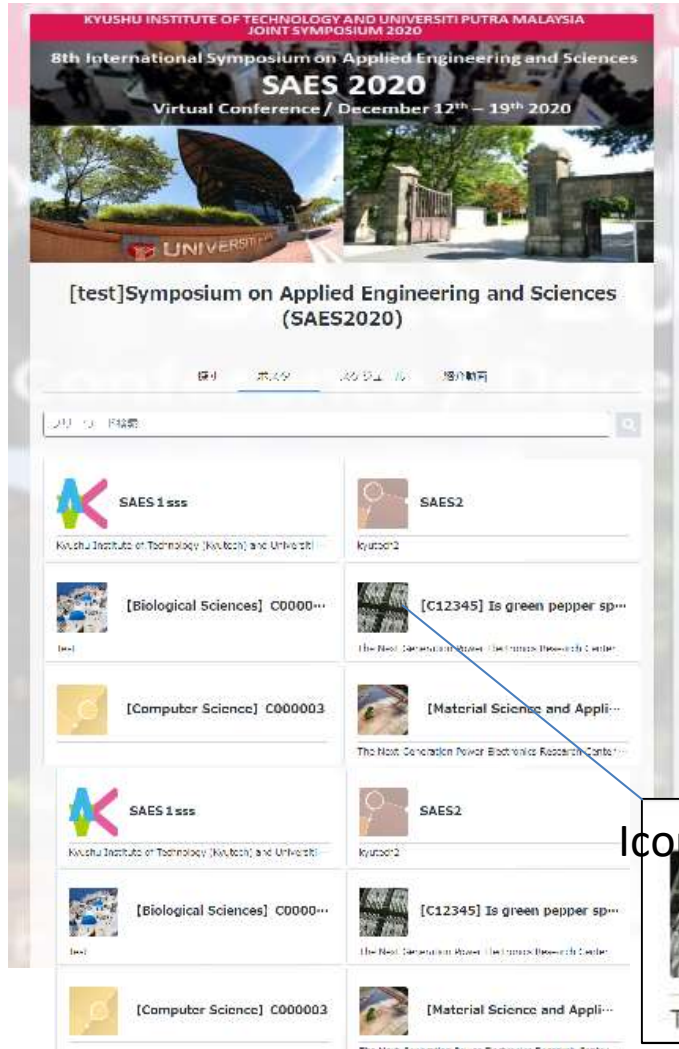
How to ask questions (Live presentation)



1. Select the "Slido" tab on the Event Hub
2. Select the Session Room you are participating.
3. Type your name and question
4. Your question need to start with ID of the presenter to identify your question to be addressed. (e.g. : **【C000XX】**your inquiry)
5. You can post your questions anytime during live presentation time.
6. Chair person will read up the questions during Q&A time and presenters will answer to your questions.
7. If the presenters are not available for their time slot, please leave your questions in the chat box. The presenters will answer to your questions later.

Poster page

- Find the poster pages from the list and click to go to the poster page.
(You can search the poster pages by keywords, author's name, paper title and schedule.)




Search

Icon image



How is poster page looks like





[C12345] Is green pepper spicy than red pepper?

This presentation finalize the long term discussion regarding which is hotter, green pepper or red pepper. based on the new equation we proposed in the article
 Black X Red = White X Green -- Eq. 1
 And well known inequalities,
 Black > White
 we derive the new formula,
 Green > Red

Now we are challenging new topic of "Which is saltier, the Pacific Ocean or the Atlantic Ocean?"
 We already started new experiments with Slugs as very honest sensors.

The Next Generation Power Electronics Research Center promotes research on upcoming power electronics technologies, mainly power semiconductor devices. Research on the technologies is promoted with the intention of realizing "Green electronics" that contributes to the energy conservation and the realization of a low-carbon society. The center also contributes to educational and technology development initiatives such as doctoral-level engineer development through project base learning, creating intellectual property rights, and promoting research collaboration with relevant institutions and industries.


ウェブサイト
<http://power.kyutech.ac.jp/en/index.html>

自動測定 hane


Short Movie Photo

資料のダウンロードはこちらから



Teams

ダウンロード




テンプレート

ダウンロード

You can download the materials

Presenter's profile

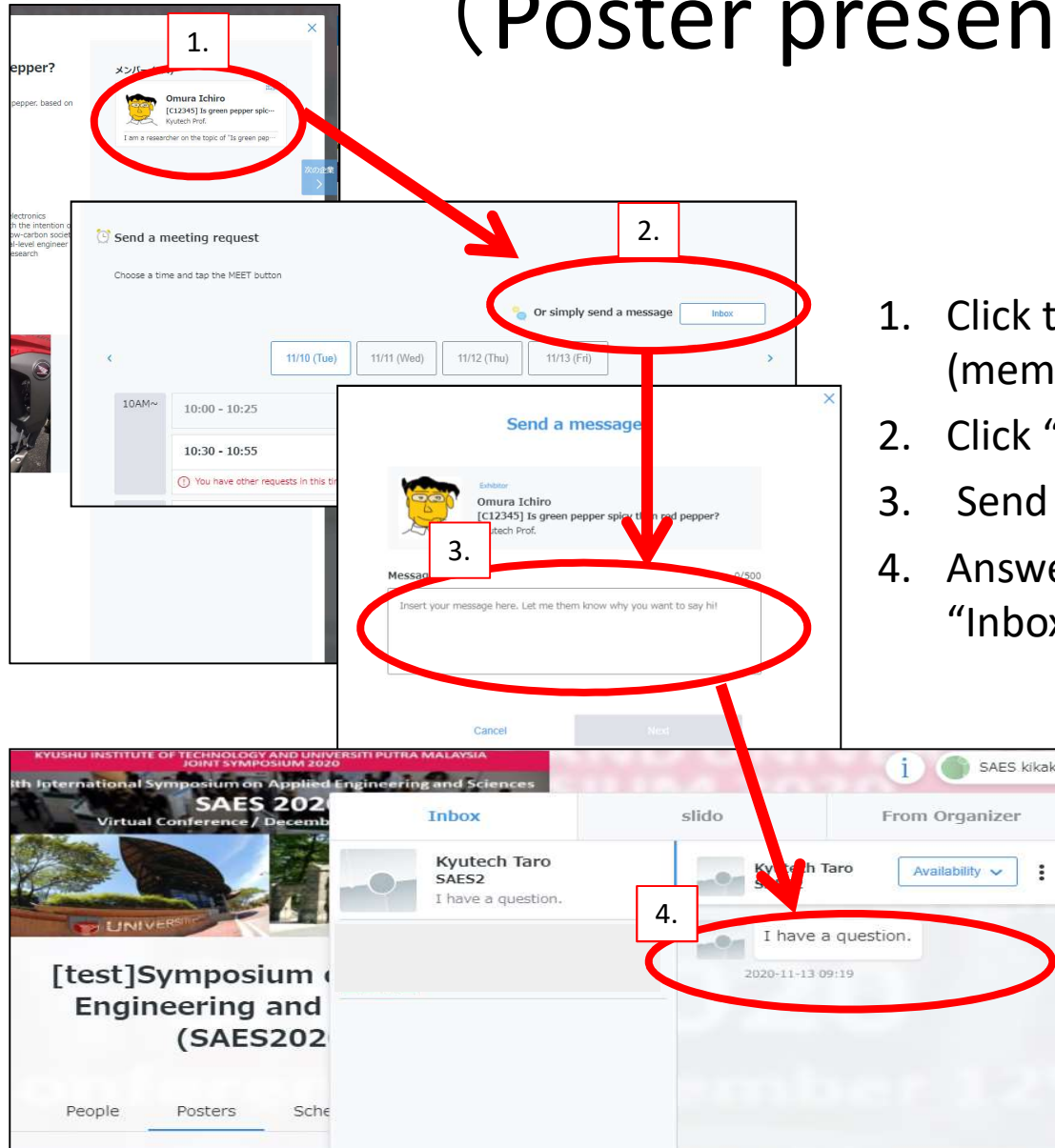
メンバー (1人)



Omura Ichiro
 [C12345] Is green pepper spic...
 Kyutech Prof.

I am a researcher on the topic of "Is green pep..."

How to ask questions (Poster presentation)



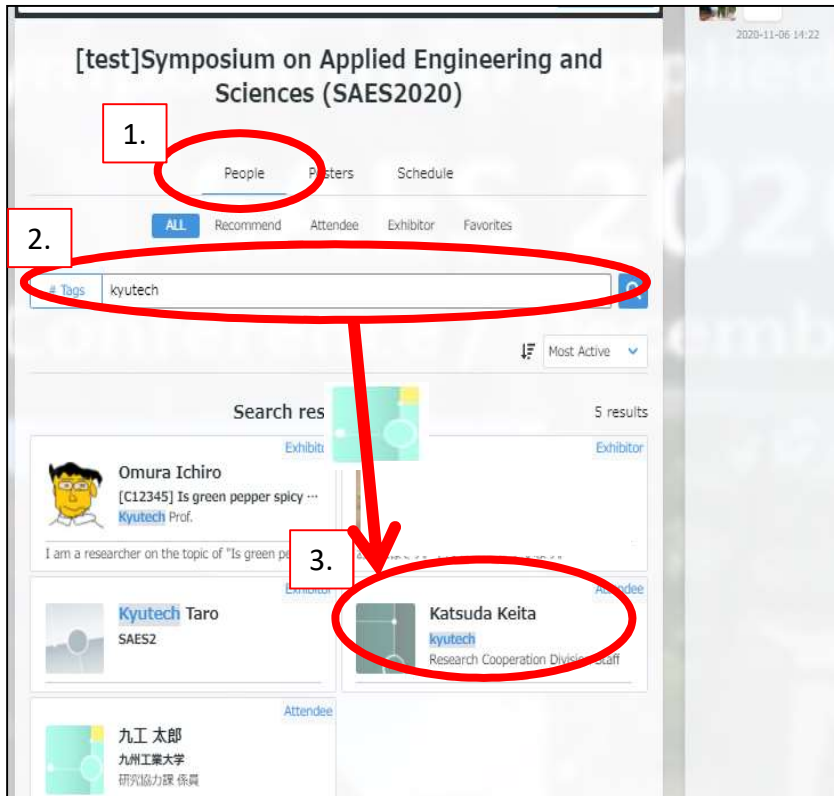
1. Click the upper right of the screen (member icon) on the poster page

2. Click "Inbox" of the Profile.

3. Send the messages /questions

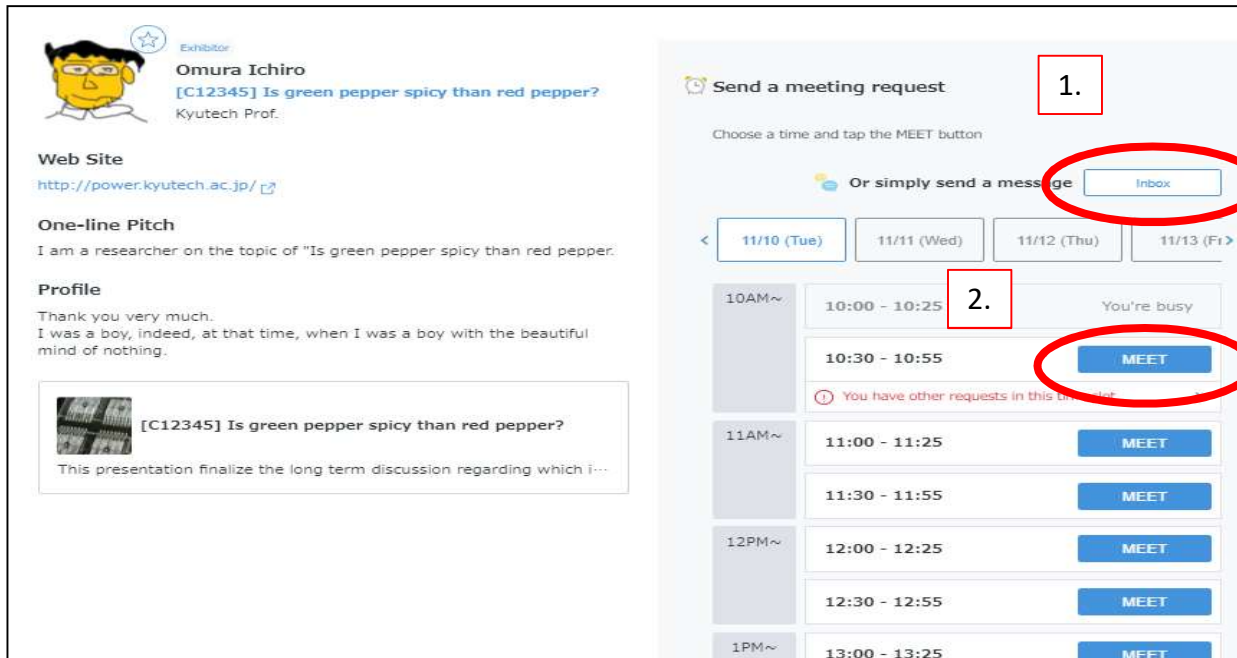
4. Answers can be reviewed check in "Inbox" of "Chat & Networking Panel"

Networking among participants ①



1. Click “People”
2. Search by presenter’s name, poster title etc.
3. Click the participants icon that you want to interact

Networking among participant②



Exhibitor
Omura Ichiro
[C12345] Is green pepper spicy than red pepper?
Kyutech Prof.

Web Site
<http://power.kyutech.ac.jp/>

One-line Pitch
I am a researcher on the topic of "Is green pepper spicy than red pepper."

Profile
Thank you very much.
I was a boy, indeed, at that time, when I was a boy with the beautiful mind of nothing.

[C12345] Is green pepper spicy than red pepper?
This presentation finalize the long term discussion regarding which i...

Send a meeting request 1.
Choose a time and tap the MEET button

Or simply send a message **Inbox**

< 11/10 (Tue) 11/11 (Wed) 11/12 (Thu) 11/13 (Fri) >

10AM~ 10:00 - 10:25 2. You're busy
10:30 - 10:55 **MEET**
ⓘ You have other requests in this time slot

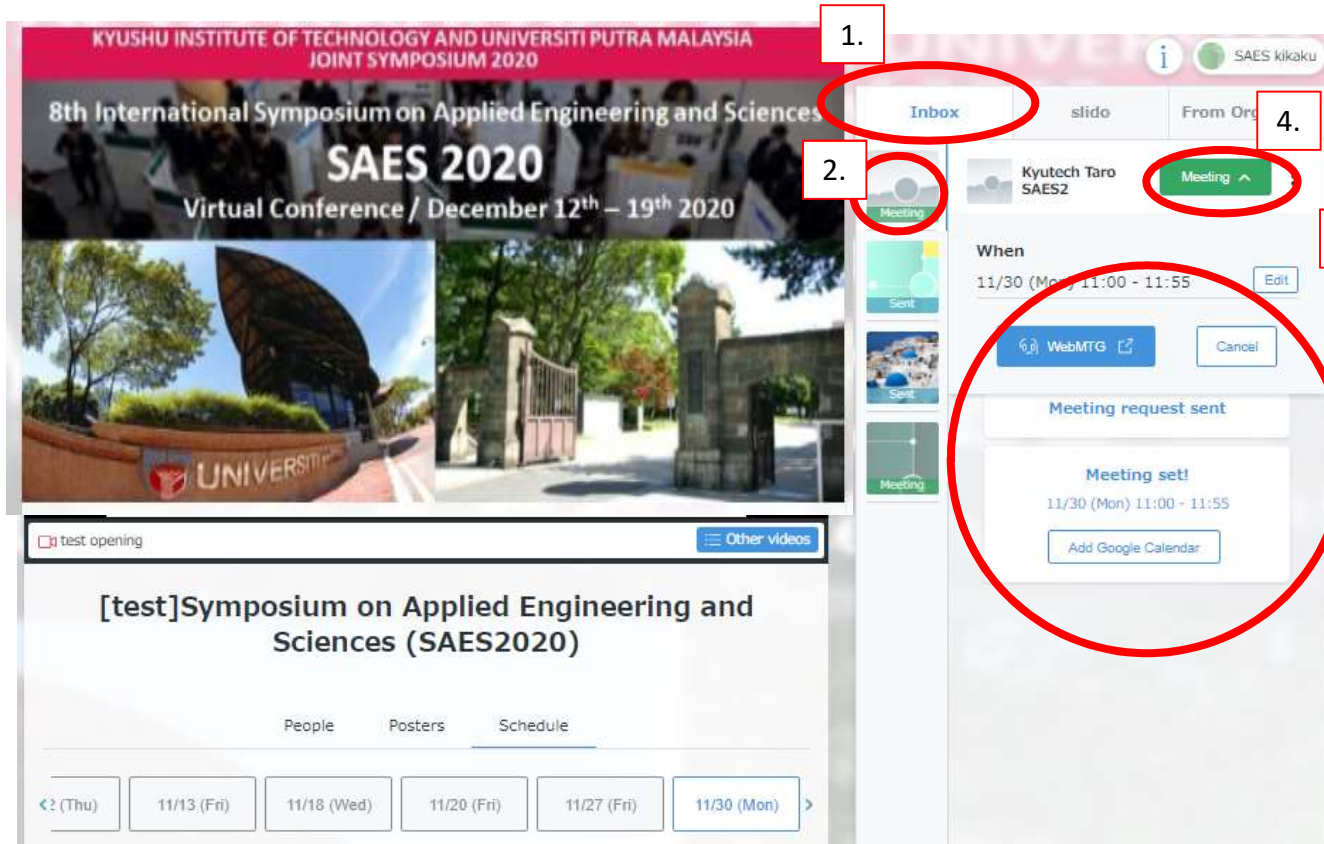
11AM~ 11:00 - 11:25 **MEET**
11:30 - 11:55 **MEET**

12PM~ 12:00 - 12:25 **MEET**
12:30 - 12:55 **MEET**

1PM~ 13:00 - 13:25 **MEET**

1. Click "Inbox" to chat
2. Available schedules will be shown.
By clicking on "MEET", you can send a web meeting request.

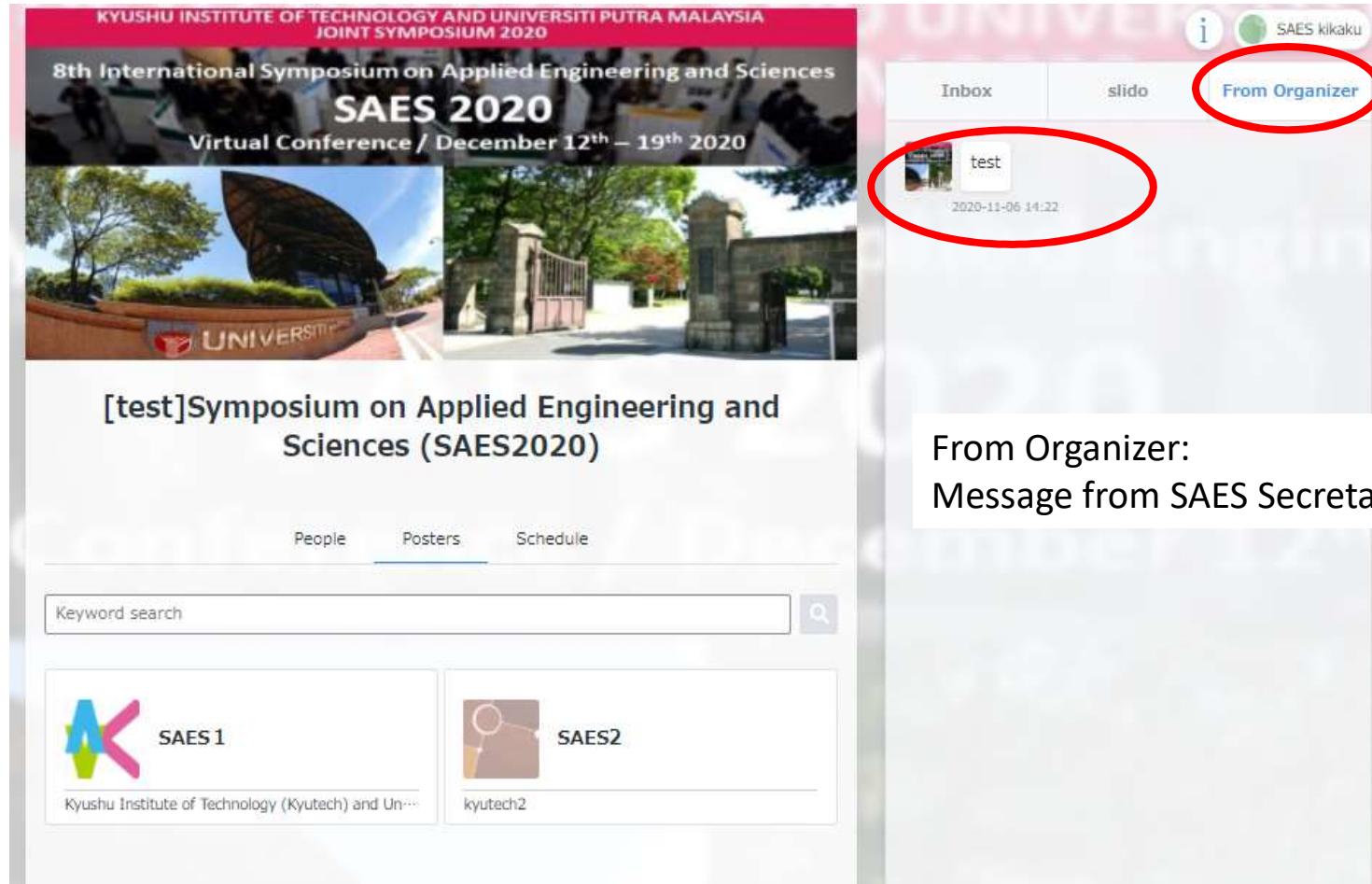
Networking among participants③



The screenshot displays the SAES 2020 Virtual Conference interface. The top banner reads "KYUSHU INSTITUTE OF TECHNOLOGY AND UNIVERSITI PUTRA MALAYSIA JOINT SYMPOSIUM 2020" and "8th International Symposium on Applied Engineering and Sciences SAES 2020 Virtual Conference / December 12th – 19th 2020". Below the banner are two images of university campuses. The interface is divided into two main sections. The left section shows a "test opening" status and a "Schedule" tab with dates from 11/13 (Fri) to 11/30 (Mon). The right section shows the "Inbox" tab with a list of participants. A meeting request from "Kyutech Taro SAES2" is highlighted, showing the time "11/30 (Mon) 11:00 - 11:55" and a "WebMTG" button. The meeting request is confirmed with the text "Meeting request sent" and "Meeting set! 11/30 (Mon) 11:00 - 11:55".

1. Click "Inbox" to select
2. Click the participants you are going to interacting with
3. Request and approval of chat or web meeting will be displayed.
4. After the approval is displayed, you can start web meeting through chat system "Whereby"

Others



The image displays two screenshots. The left screenshot is a website for the '8th International Symposium on Applied Engineering and Sciences (SAES 2020) Virtual Conference / December 12th – 19th 2020'. It features the UPM and Kyutech logos, a banner with university images, and navigation tabs for 'People', 'Posters', and 'Schedule'. Below is a 'Keyword search' bar and two event cards: 'SAES 1' (Kyushu Institute of Technology (Kyutech) and Un...) and 'SAES2' (kyutech2). The right screenshot shows a mobile app interface with a top bar containing 'Inbox', 'slido', and 'From Organizer' (circled in red). Below, a message card titled 'test' with a timestamp '2020-11-06 14:22' is also circled in red.

From Organizer:
Message from SAES Secretariat